

- 1) Vascular Anatomy: Upper & Lower Limb
- 2) Neck Anatomy: Visceral Space including Larynx
- 3) Cervical Spine Trauma on X-rays



Summary Feedback

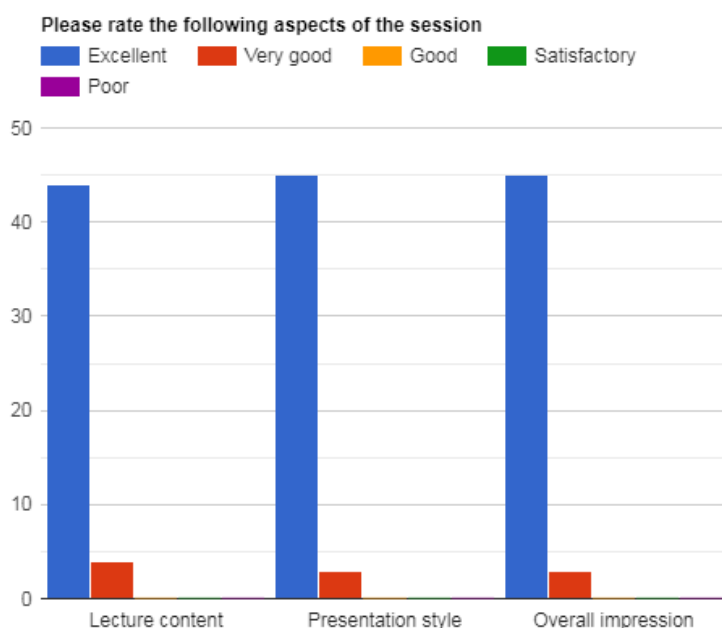
(Combined feedback broadcasted at multiple times this week)

PRE - RECORDED ST1-ST4 Teaching Programme 2023

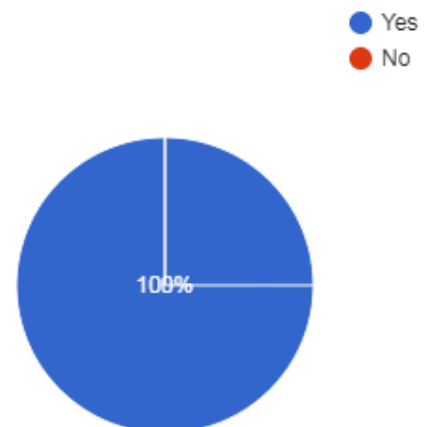
- (1) Vascular Anatomy: Upper & Lower Limb**
(2) Neck Anatomy: Visceral Space including Larynx
(3) Cervical Spine Trauma on X-rays
(15th and 16th July 2023)
Lecturer: Sami Khan & Sakib Moghul

Summary Points:

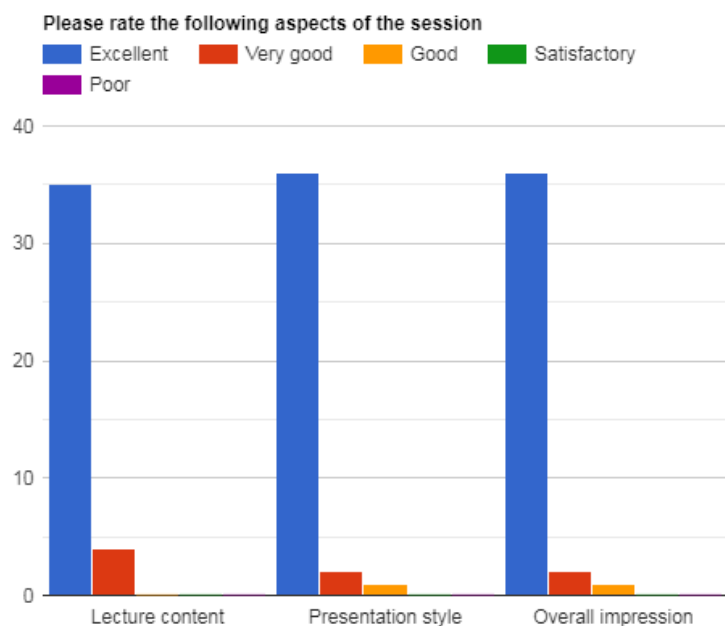
- Total Attendees: 260 from 28 Countries (Bahrain, China, Egypt, Hong Kong, India, Iraq, Kenya, Malaysia, Myanmar, Nepal, Nigeria, Oman, Pakistan, Poland, Qatar, Saudi Arabia, Singapore, South Africa, Sri Lanka, Sudan, Swaziland, Tanzania, Türkiye, UAE, UK, Yemen, Zambia, Zimbabwe).
- Total duration: 3 hours (each session broadcasted thrice during the week)
- Total feedback received from 95 participants, from three different broadcasts



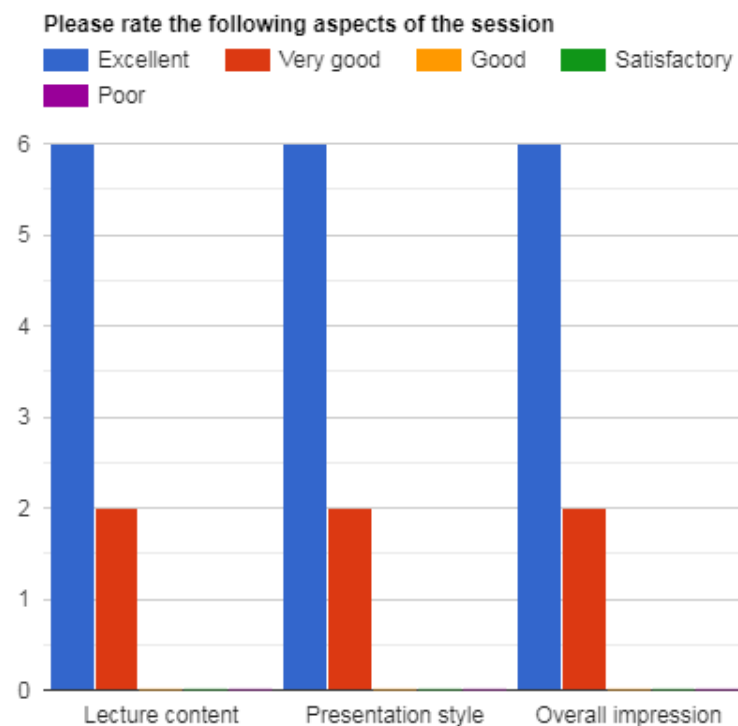
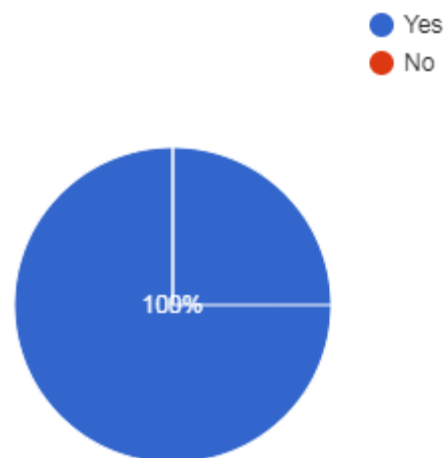
Did you find it useful
48 responses



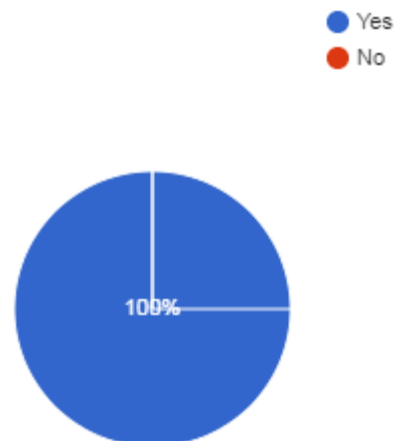
1) Vascular Anatomy: Upper & Lower Limb 2) Neck Anatomy: Visceral Space including Larynx
 3) Cervical Spine Trauma on X-rays



Did you find it useful
 39 responses



Did you find it useful
 8 responses



Testimonials

- Once again, the session was exceptional! Dr. Sakib provided insightful instruction on vascular anatomy and also shared simplified approaches to comprehending muscular anatomy. The most noteworthy aspect of today's lecture was the comprehensive exploration of laryngeal anatomy.

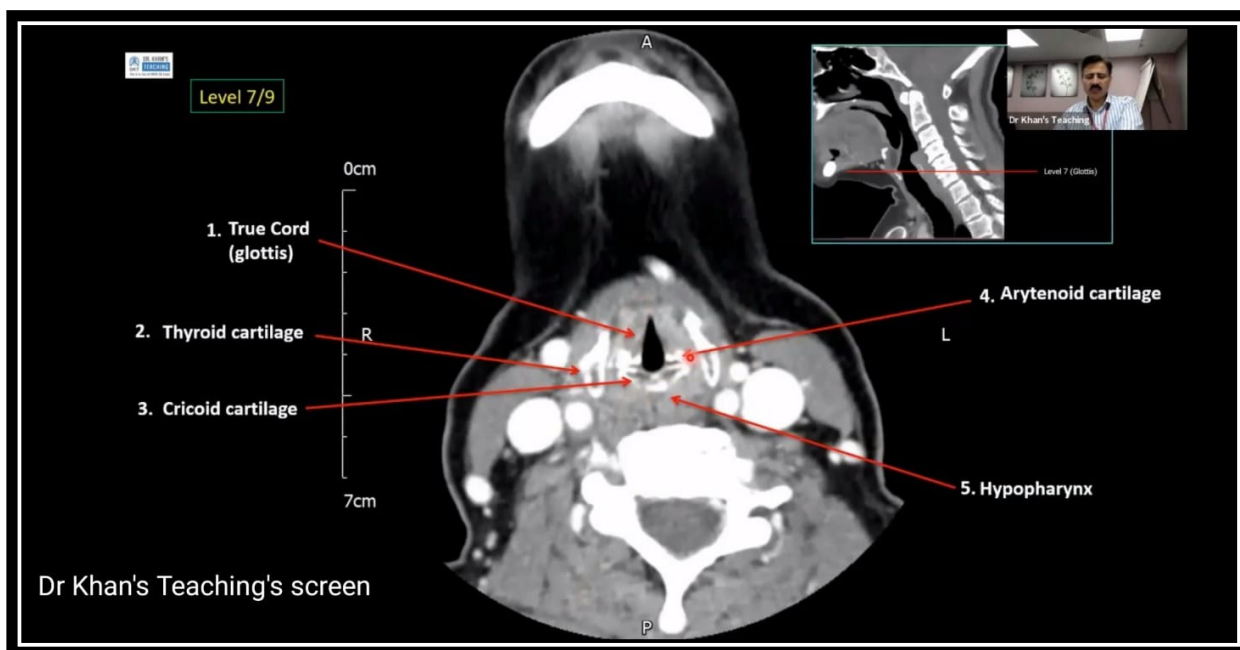
1) Vascular Anatomy: Upper & Lower Limb 2) Neck Anatomy: Visceral Space including Larynx
3) Cervical Spine Trauma on X-rays

Learning from Dr. Khan has always been very refreshing. I have taken notes and plan to refer to them regularly when reporting CT and MRI scans of the neck from now onwards. Moreover, the cervical trauma radiograph session was particularly focused on exam-related content (UK).

- Dr Khan is the best teacher I have ever seen! (UAE).
- Overall very useful and clinically relevant session- always good to revise neck anatomy (UK).
- The excellent practicality and revisiting important anatomical landmarks were the most valuable. Always a good idea to relearn anatomy. Thank you! (Malaysia).
- Excellent revision of larynx (a topic which confused me) (UK).
- Very easy understanding of concepts with excellent illustrations (India).
- Excellent teaching session (Algeria).
- Excellent. Thank you very much Dr Khan (India).
- Excellent reminder and very good guide as to remember names of muscles (UK).
- Very illustrative (Nigeria).
- Superb session (Pakistan).
- Teaching material and method were great (UAE).
- Excellent presentation of cervical spine injuries (UK).
- All the cases and the structured method of teaching of using pathology to learn anatomy were excellent (UK).
- Vascular anatomy presentation was the most useful (Zimbabwe).
- Best session (Pakistan).
- Excellent as ever (Pakistan).
- Great learning lecturer (Pakistan).
- Clear concepts (Pakistan).
- The best part was that we got the chance to review our own knowledge before you explained the slides (Pakistan).
- Whole the lecture was useful (Pakistan).
- Excellent lecture (UK).
- Very good lecture. Very insightful (Nigeria).
- Impressive (UK).
- Very knowledgeable (Pakistan).
- Excellent teaching session (Algeria).
- Very nice (Pakistan).
- Excellent lecture (UK).
- Concepts were clear (Pakistan).
- Beautiful explanation of upper and lower limb vascular anatomy (UK).
- The images and analysis of the images were the most valuable (Nigeria).
- The anatomy of visceral space and then their pathologies were the most useful (Pakistan).
- Great teaching (Pakistan).
- Very good session. Need more such sessions (Pakistan).
- Dr Khan's teaching was the best aspect (Pakistan).
- Very good and informative (Saudi Arabia).
- Best session (Pakistan).
- Informative (Pakistan).
- Method of presentation was excellent (Pakistan).

1) Vascular Anatomy: Upper & Lower Limb 2) Neck Anatomy: Visceral Space including Larynx
3) Cervical Spine Trauma on X-rays

- Loved it (Pakistan).
- Excellent session (Pakistan).
- Entire session was useful (UK).
- Simple and clear (Qatar).
- DICOM and anatomy review were the best aspects (Algeria).
- Clear explanations with images and interactive nature (UAE).



=====XX=====XX=====